

IN-COUNTRY TRAINING WORKSHOP ON SMART CITIES FOR
BUILDING INCLUSIVE, RESILIENT, AND SUSTAINABLE CITIES AND COMMUNITIES FOR INDONESIA

SDG MONITORING AND EVALUATION FOR CITIES

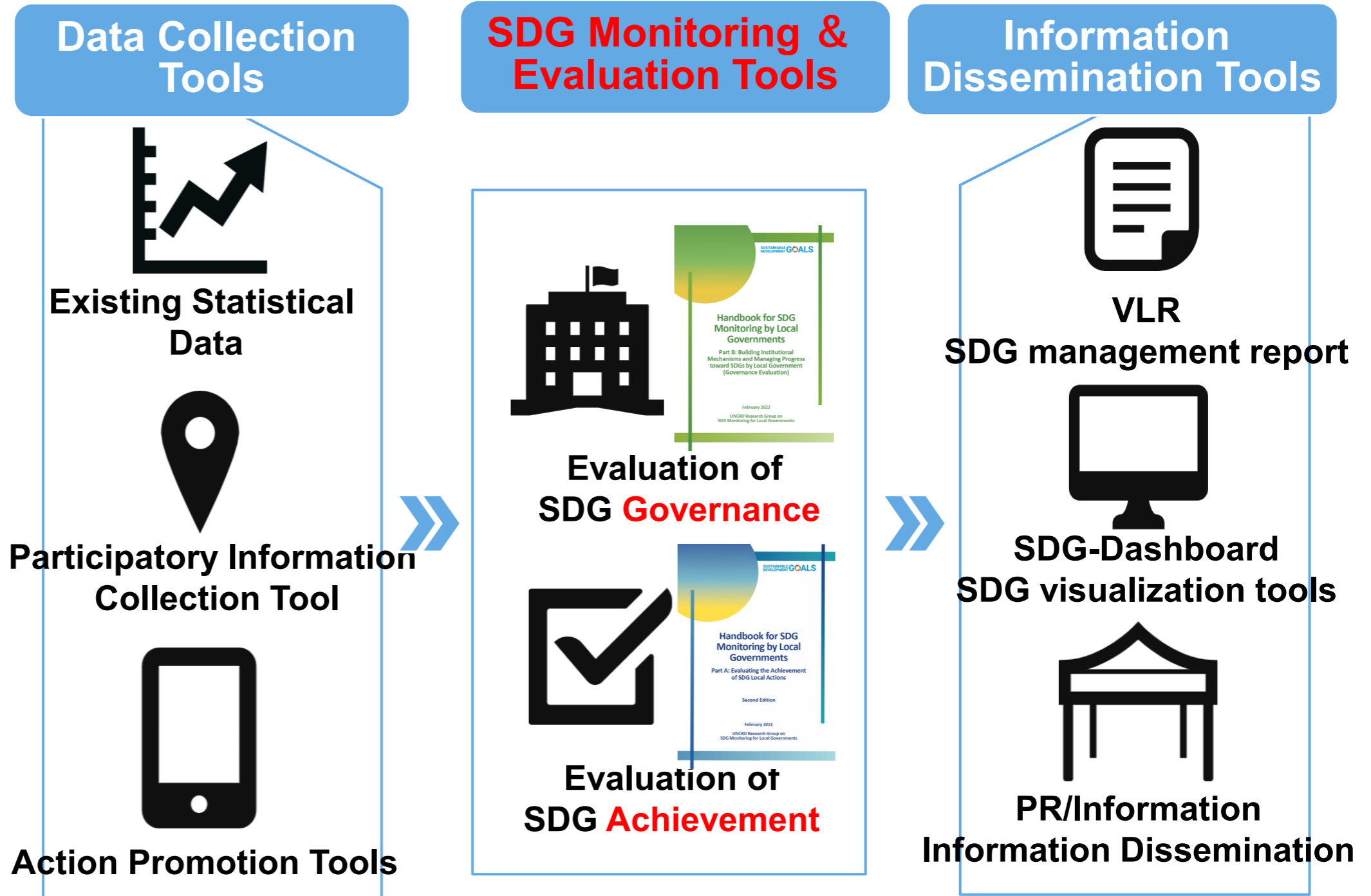
Nana Urakami

United Nations Centre for Regional Development (UNCRD)



UNCRD has developed the package of SDG monitoring & evaluation with

- Nagoya City
- Toyota City
- Private Sector



1. Governance Evaluation

- Consisting of four steps which are necessary to initiate and implement the SDGs

- Setting “quantitative” indicators that can be extracted from various plans, council minutes, etc. so that data can be collected by all local governments

1. Institutional Mechanisms

- Leadership of Mayor
- Responsible departments and personnel
- Industry-academia-government-citizens collaboration
- Interest of local councilors

2. Goal setting

- Policy and plans about SDGs
- Reflection of SDGs in existing plans
- Setting numerical targets
- Perspective of inclusiveness

3. Monitoring

- Data collection
- Participation in external accreditation system
- Dissemination of information to citizens
- Dissemination of information domestically and internationally

4. Partnership

- Citizens' understanding of SDGs
- Corporate partnership
- Partnership with universities and other activity groups
- International partnership

1. Quantitative Indicators and Governance Evaluation Results (2019)

1. Institutional Mechanisms

Steps/items for indicators		Indicators	Nagoya City	Toyota City
1. Institutional Mechanisms	Leadership of Mayor	Number of mayor's mention of the SDGs in her/his statements	2 times	4 times
	Responsible departments and personnel	Existence of an SDG department and number of personnel	3 persons	2 persons
	Collaboration between industry, government, academia and citizens	Number of platforms and consortia for collaboration on the SDGs	8 platforms/ consortia	6 platforms/ consortia
	Level of interest of city councilors	Number of parliamentary questions regarding the SDGs	11 questions	11 questions

1. Governance Evaluation Results (2019)

2. Goal Setting

Steps/items for indicators		Indicators	Nagoya City	Toyota City
2. Goal Setting	Policy and plans regarding the SDGs	Existence of basic policies/plans and number of goals to be addressed	7 Goals	10 Goals
	Positioning of the SDGs in existing plans	Reflection of the SDGs in comprehensive city plan	Yes	Yes
	Setting numerical targets related to the SDGs	Number of outcome indicators which correspond to each SDG goal	36 indicators for SDGs Future City Plan	24 indicators for SDGs Future City Plan
	“No one will be left behind”	Number of parliamentary questions regarding policy measures for vulnerable groups	722 questions	1,534 questions

1. Governance Evaluation Results (2019)

3. Monitoring

		Nagoya City	Toyota City	
Steps/items for indicators	Indicators			
3. Monitoring	Data collection for SDGs indicators	Number of open data provided	501~1,000	101~500
	Participation in external accreditation	Number of participation in external accreditation	1	1
	Dissemination of information to citizens	Number of seminars held for citizens and participants	6 seminars with 344 participants	2 seminars with 1000 participants
	Dissemination of information domestically and internationally	Number of press releases on the SDGs	3 press releases	5 press releases

1. Governance Evaluation Results (2019)

4. Partnership

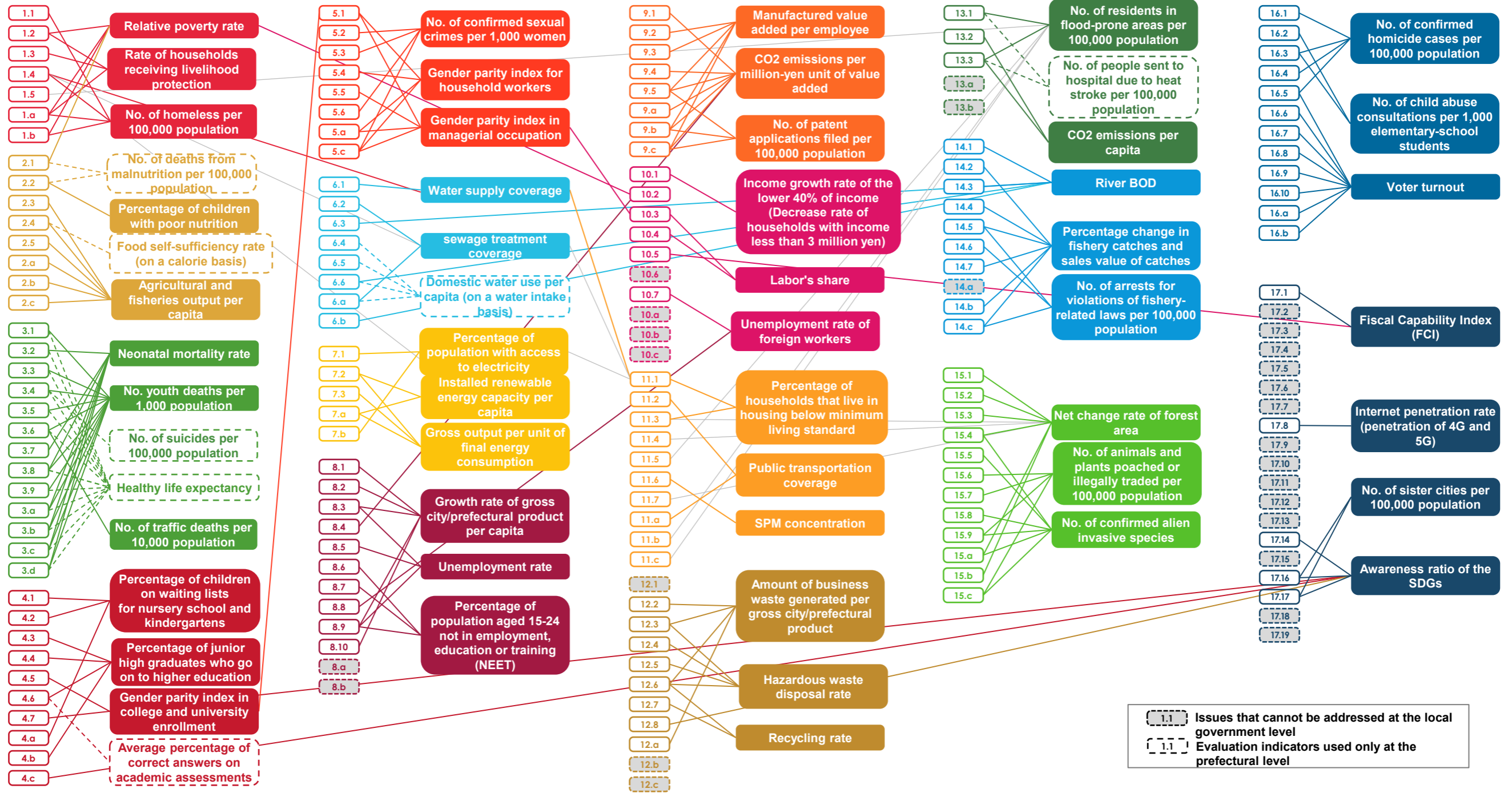
Steps/items for indicators		Indicators	Nagoya City	Toyota City
4. Partnership	Citizens' understanding and penetration	Citizens' awareness proposition of the SDGs	18.2%	45.5%
	Corporate partnership	Number of corporate partnerships for the SDGs	23 partnerships	126 partnerships
	Partnerships with universities and activity groups	Number of activity groups/ organizations collaborating on SDGs	9 groups/ organizations	45 groups/ organizations
	International partnership	Number of international organizations, institutions, sister cities collaborating on the SDGs	14 organizations /sister cities	9 organizations /sister cities

2. Achievement Evaluation

How to select indicators to measure the degree of **SDG achievement**




Relationship between indicators and targets



2. Achievement Evaluation Result (2020)

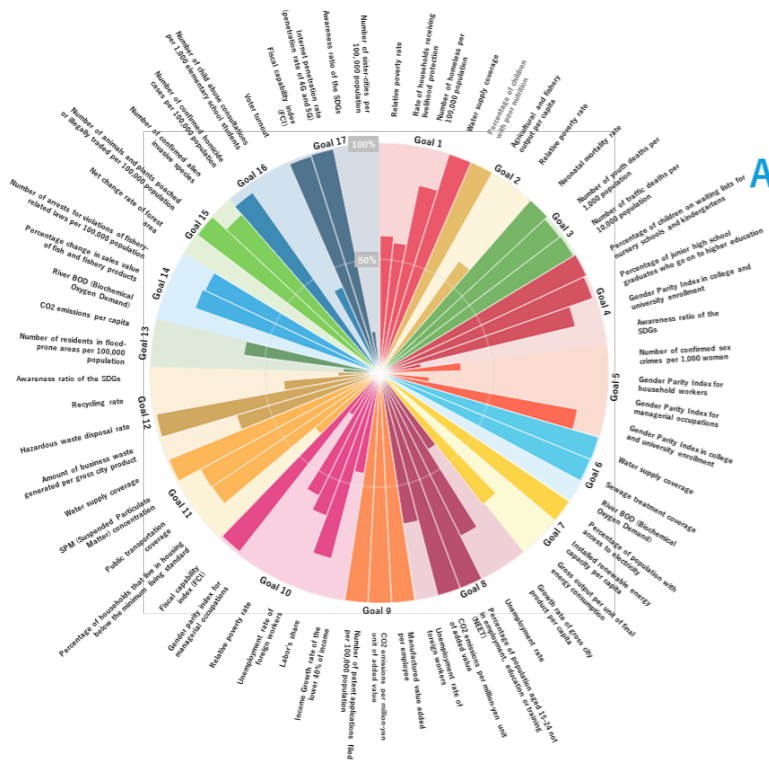
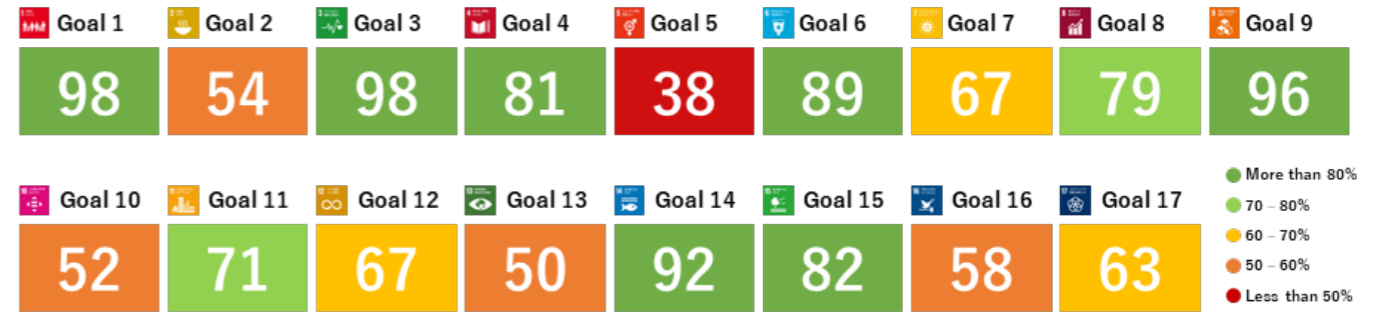
Nagoya City

Achievement level for each goal

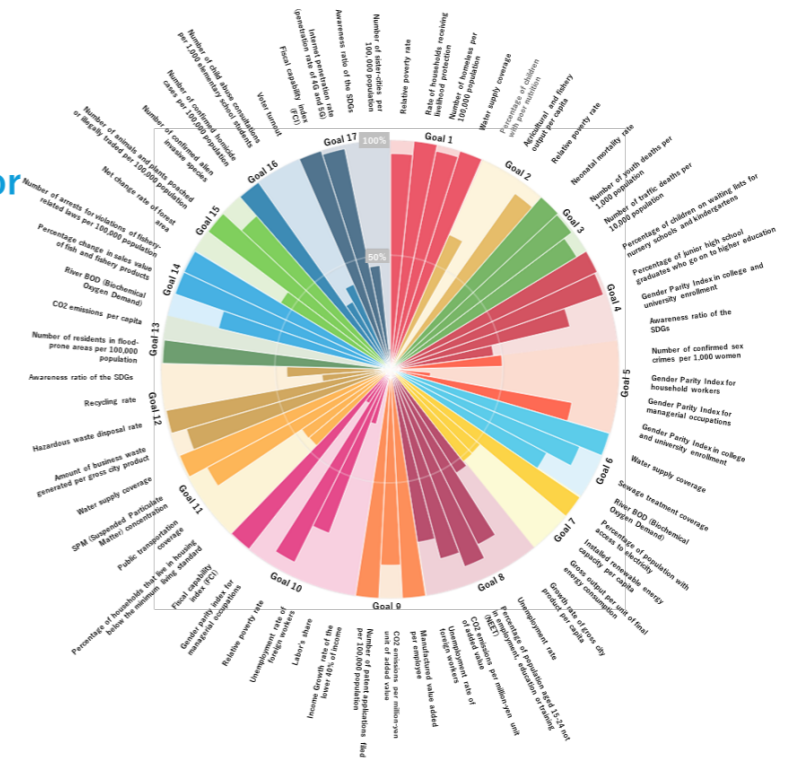


Toyota City

Achievement level for each goal



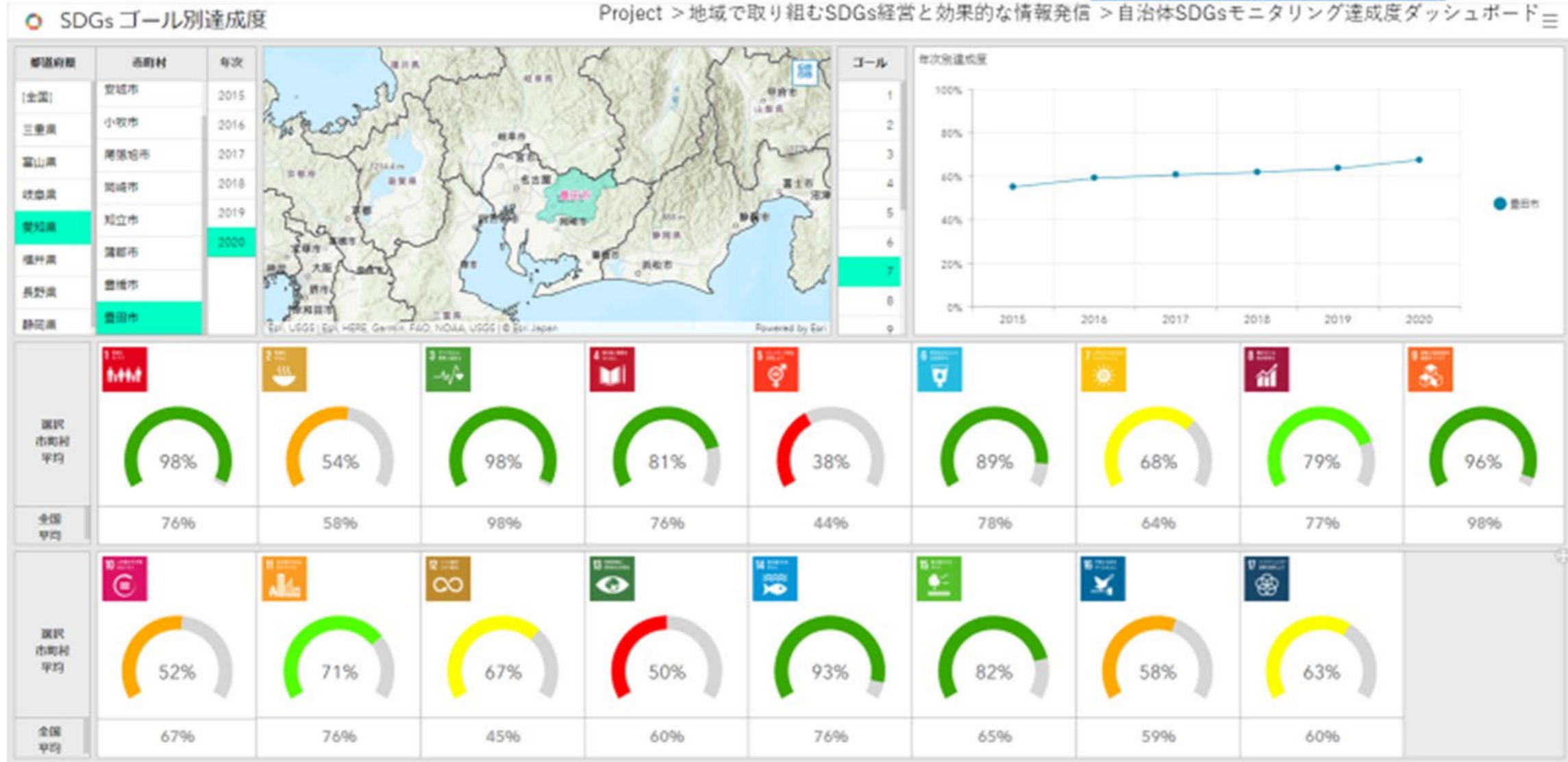
Achievement level for each indicator



3. Visualization - SDGs Dashboard Demo

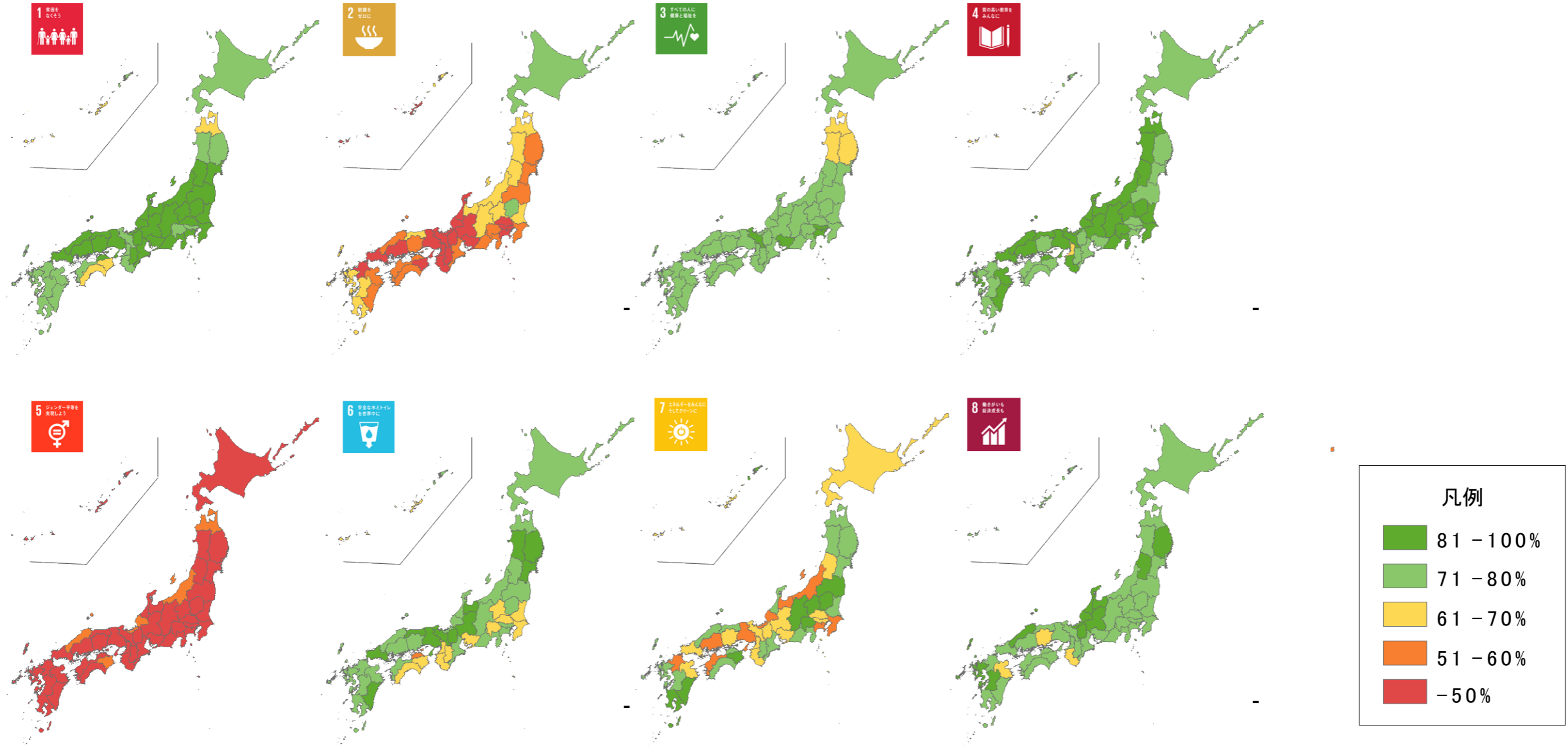
中部圏SDGs広域プラットフォームホームページ (<https://chubu-sdgs-platform.jp/home/>) >

Project > 地域で取り組むSDGs経営と効果的な情報発信 > 自治体SDGsモニタリング達成度ダッシュボード



※この資料はイメージです。実際に公開されている内容と異なります。

3. Visualization - Linkage between the achievement evaluation results at the national and local levels



Data Collection Tools



Existing Statistical Data



Participatory Information Collection Tool



Action Promotion Tools

SDG Monitoring & Evaluation Tools



Evaluation of SDGs Governance



Evaluation of SDGs Achievement

Information Dissemination and Sharing Tools



VLR

SDG management report




SDG Dashboard

SDG visualization tools



PR/Information

Information Dissemination



Toyota City
VLR
(2022)



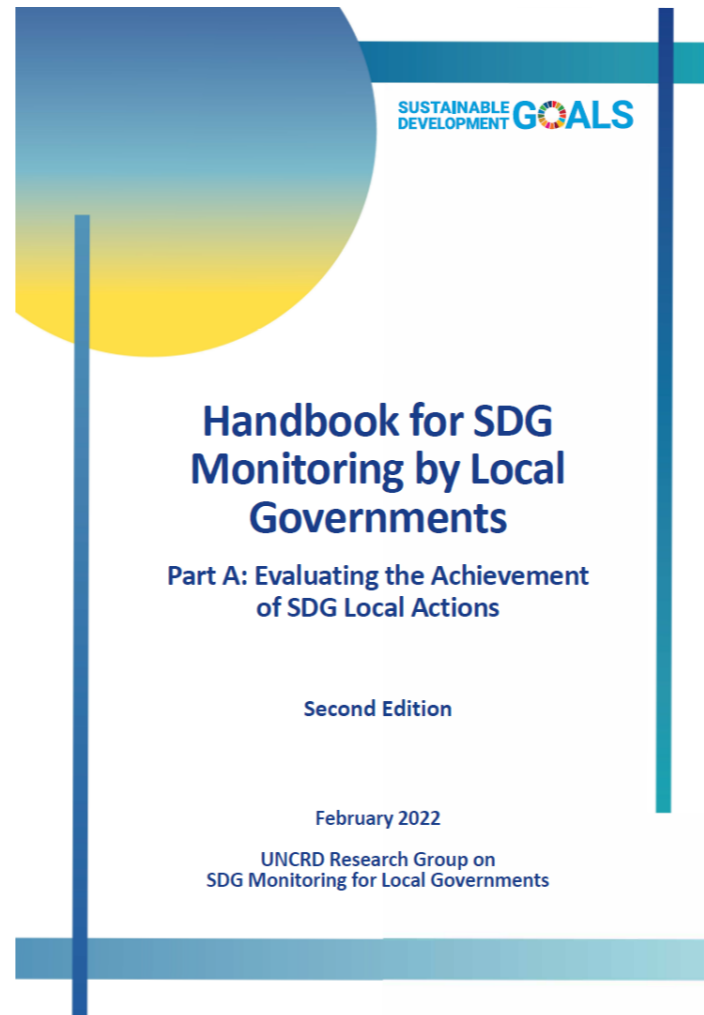
Dashboard for Local SDG Achievement in Japan

4. Conclusion

- Understanding what strengths and weaknesses, challenges and strengths each region has in terms of the SDGs will help them to develop a better understanding of where they stand and the challenges they face.
- Analyzing the SDG monitoring & evaluation results in more detail can contribute to data-based strategy-making, city planning and decision making.
- By sharing the results with local communities, new collaborations and innovations can be created through public-private partnerships, involving various stakeholders.
- We are approaching the turn of the century toward the year 2030. It is important to know where we stand today and to be aware of the distance to the goal in order to accelerate our efforts in the future.

THANK YOU!

SDG Monitoring Handbooks Part A and B



<https://www.uncrd.or.jp/index.php?page=view&type=13&nr=1212&menu=327>