

**Voluntary Local Review Series: Monitoring, data and indicators**  
**20 January 2021**

# **Monitoring and Evaluation Tools for SDG Local Actions in Chubu, Japan**

**United Nations Centre for Regional Development (UNCRD)**

# Monitoring Package for SDG Management

## Data collection tools



Existing statistical data



Participatory information collection tool



Action promotion tools

## SDGs evaluation tools



Evaluation from a viewpoint of SDGs **Governance**



Evaluation of SDGs **Achievement**

## Information dissemination tools



SDGs-VLR  
SDGs management report



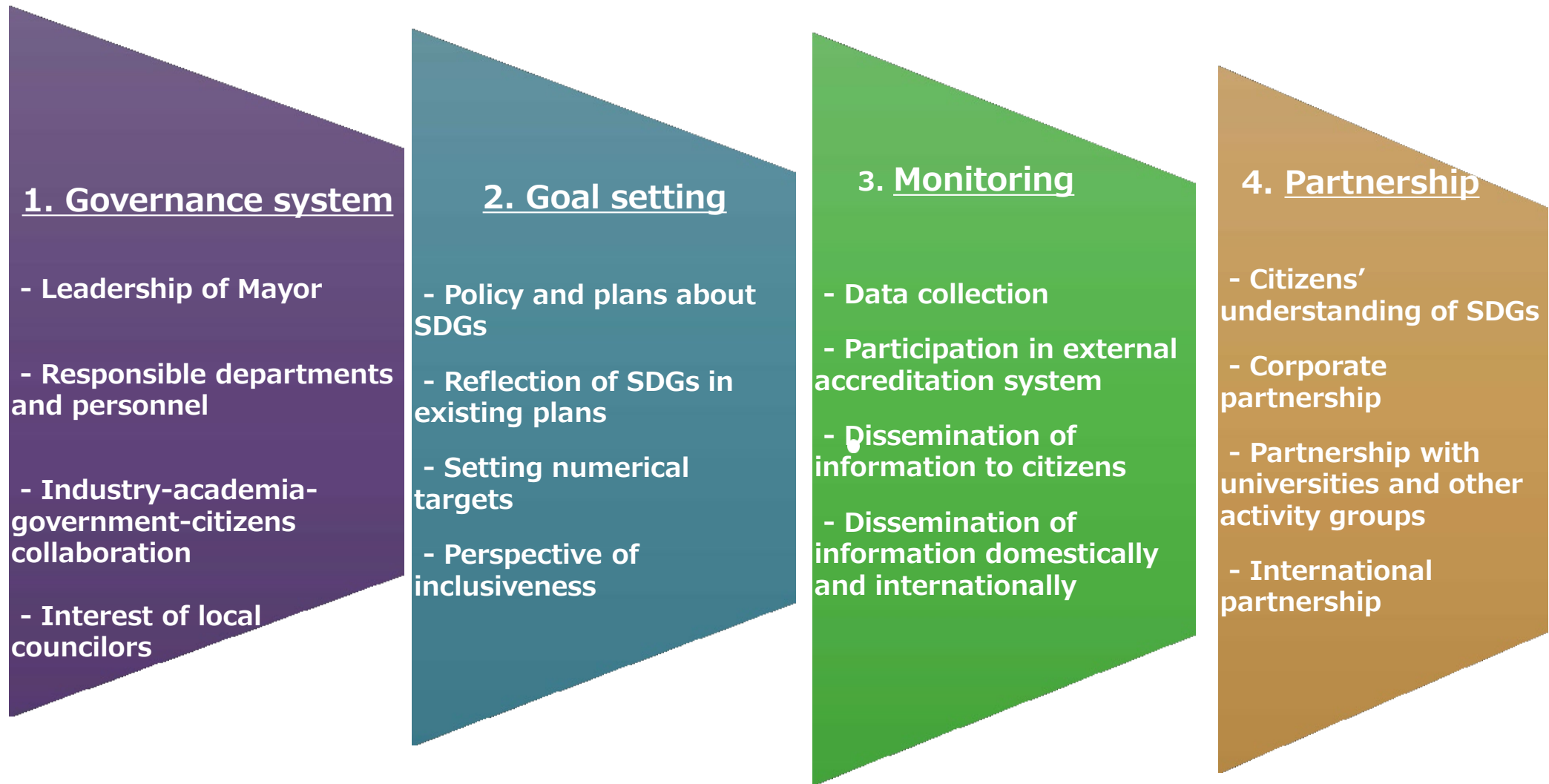
SDGs-Dashboard  
SDGs visualization tools



PR / Information  
Information Dissemination

# 1. Framework of indicators for evaluation from a **governance** point of view

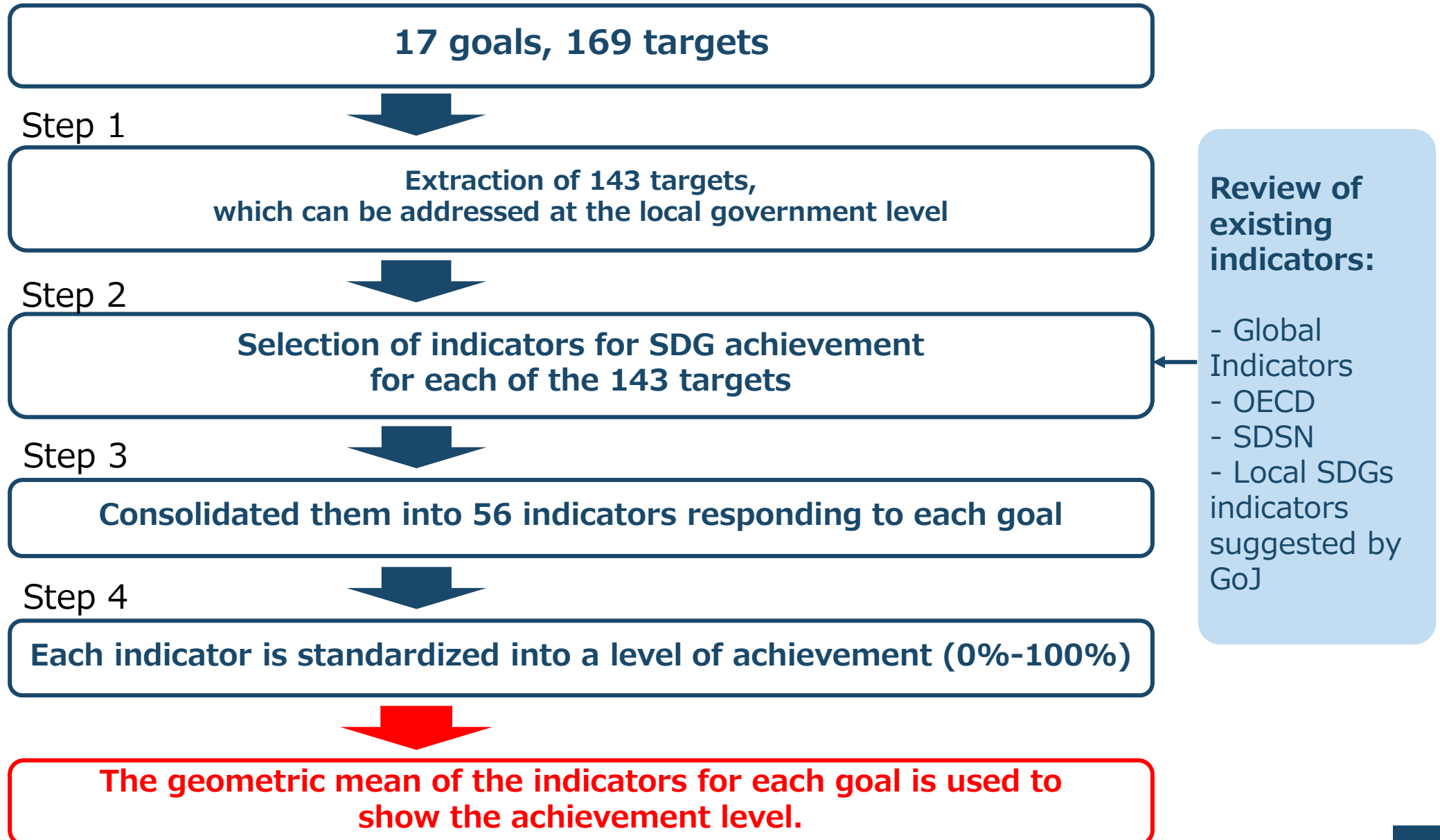
- Consisting of four steps which are necessary to initiate and implement the SDGs
- Setting “quantitative” indicators that can be extracted from various plans, council minutes, etc. so that data can be collected by all local governments



Provisional results		Steps/items for indicators	Indicators	Nagoya City	Toyota City
1. Governance system	Leadership of Mayor	Number of mayor's mentions on SDGs in her/his statements	Policy speech: none Press conference: 2/32	Policy speech: 1 Press conference: 1/10	
	Responsible departments and personnel	Existence of SDG department and number of personnel	Yes	Yes	
	Collaboration between Industry, Government, Academia and Citizens	Number of platforms and consortia for collaboration on SDGs	8	6	
	Level of interest of city councilors	Number of parliamentary questions regarding SDGs	11 (2020) 10 (2019) 3 (2018) 2 (2017)	11 (2020) 14 (2019) 7 (2018) 4 (2017)	
2. Goal Setting	Policy and plans about SDGs	Existence of basic policies / plans and number of goals to be addressed	Yes Number of Goals:7	Yes Number of Goals: 10	
	Positioning of SDGs in existing plans	Reflection of SDGs in comprehensive city plan	Yes	Yes	
	Setting numerical targets related to SDGs	Number of numerical targets which correspond to each SDG goal	SDG Plan: 36 Comprehensive Plan: 138	SDGs Plan: 23 Comprehensive Plan: 222	
	"No one will be left behind"	Number of parliamentary questions regarding policy measures for vulnerable groups	722 (2019) 710 (2018) 771 (2017) 752 (2016)	1,524 (2019) 1,458 (2018) 1,205 (2017) 1,242 (2016)	
3. Monitoring	Data Collection for SDGs indicators	Number of open data	501~1,000	101~500	
	Participation in external accreditation	Number of participation in external accreditation	0	0	
	Dissemination of information to citizens	Number of seminars held for citizens and participants	7 (Number of participants: TBC)	14 (Number of participants: TBC)	
	Dissemination of information domestically and internationally	Number of press releases on SDGs	3 (2019)	5 (2019)	
4. Partnership	Citizens' understanding and penetration	Citizens' awareness ratio of SDGs	7.9% (2019 survey)	30.5% (2020 survey)	
	Corporate Partnership	Number of corporate partnerships for SDGs	23	102	
	Partnerships with universities and activity groups	Number of activity groups/ organizations collaborating on SDGs	9	45	
	International Partnership	Number of international organizations, institutions, sister cities collaborating on SDGs	8 Organizations 6 sister cities	5 organization 4 sister cities4	

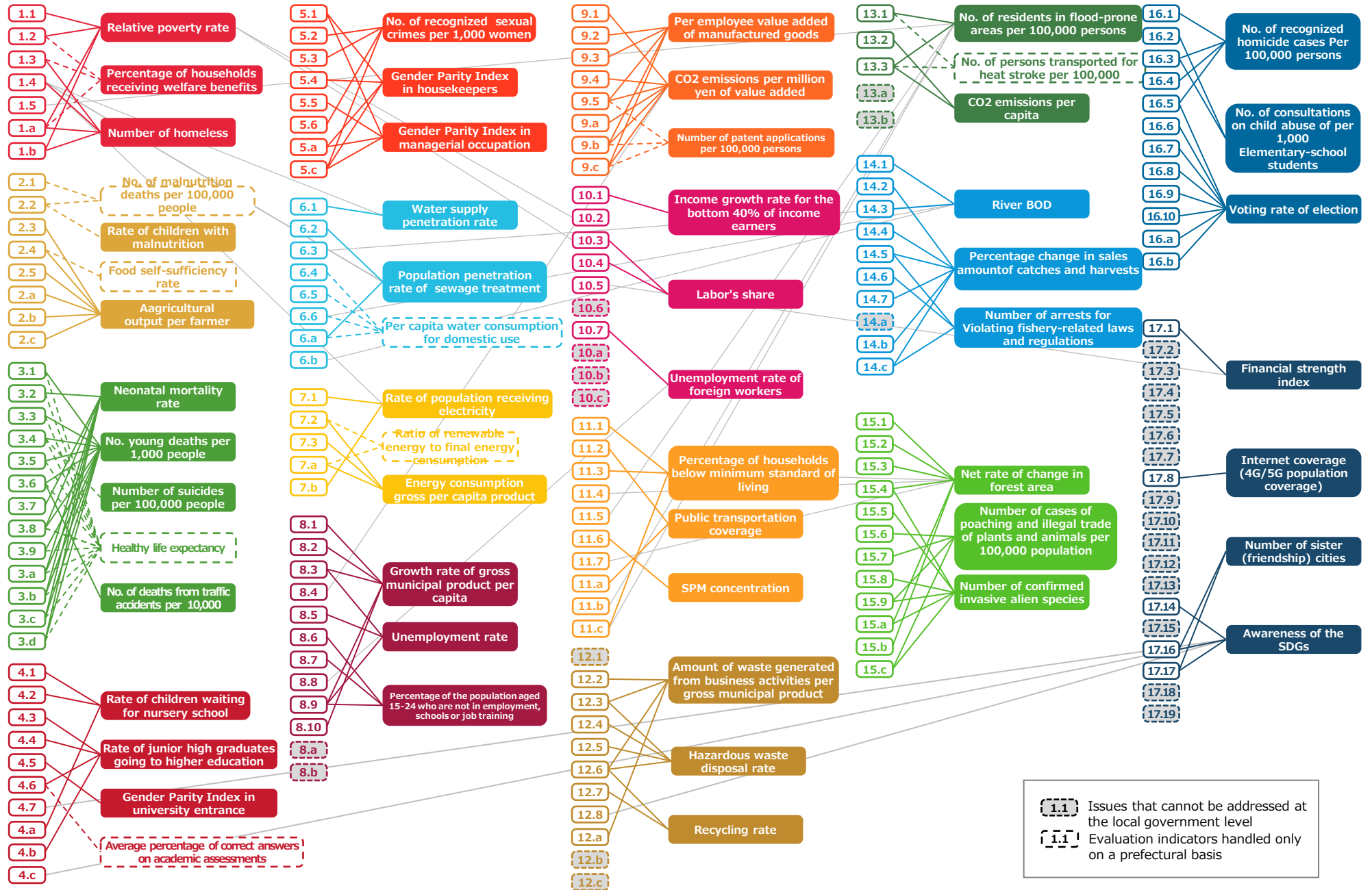
## 2. Indicators for measuring the degree of **SDG achievement**

Selection process of evaluation indicators



# 2. Proposed indicators to measure the SDG Achievement

## Relationship between indicators and targets

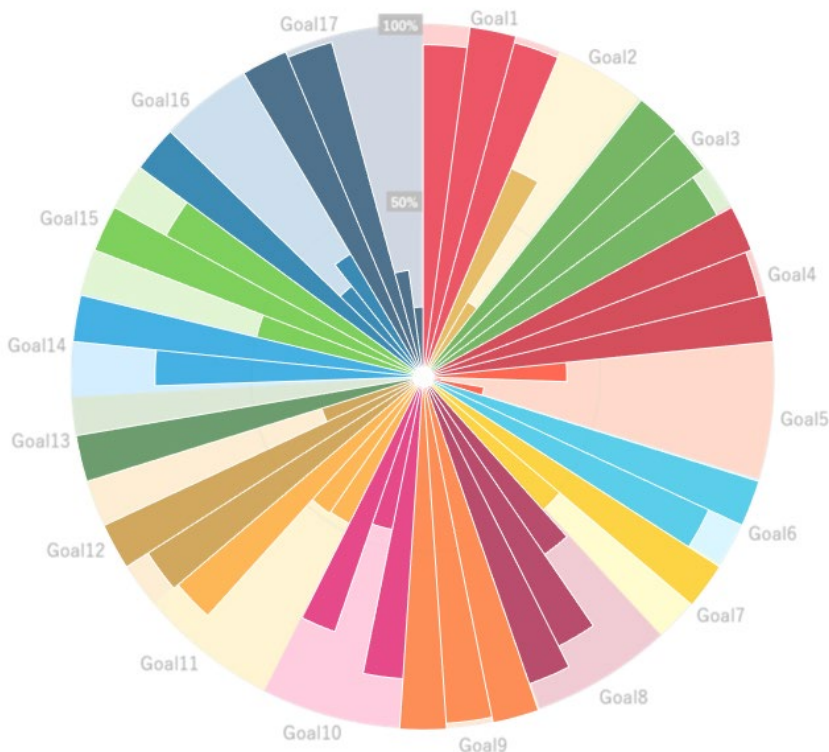


# 3. Visualization of the results (provisional) of achievement evaluation for Toyota City

## Toyota City

- A relatively high level of achievement, including poverty, health, education, and industry & technological innovation.
- However, agriculture, gender equality, and climate action are still below 50% of achievement

Level of achievement for each goal



Change from previous year

