



UNCRD

SEEDS



The Sustainable Community Rehabilitation

HANDBOOK

The Sustainable Community Rehabilitation
HANDBOOK

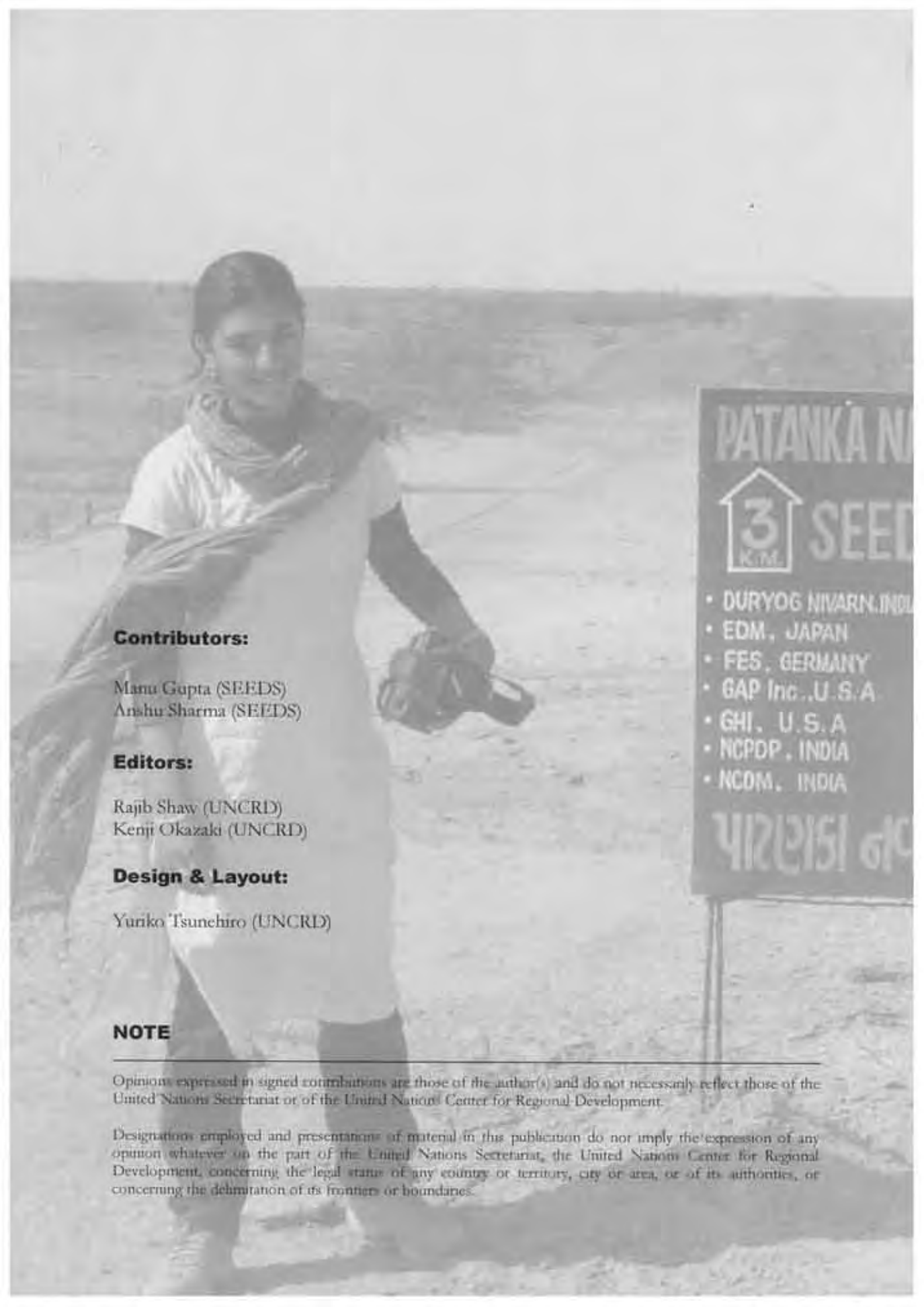
October 2002



United Nations Centre for
Regional Development
(UNCRD)

SEEDS

Sustainable Environment &
Ecological Development Society
(SEEDS)



Contributors:

Manu Gupta (SEEDS)
Anshu Sharma (SEEDS)

Editors:

Rajib Shaw (UNCRD)
Kenji Okazaki (UNCRD)

Design & Layout:

Yuriko Tsuchiro (UNCRD)

NOTE

Opinions expressed in signed contributions are those of the author(s) and do not necessarily reflect those of the United Nations Secretariat or of the United Nations Center for Regional Development.

Designations employed and presentations of material in this publication do not imply the expression of any opinion whatever on the part of the United Nations Secretariat, the United Nations Center for Regional Development, concerning the legal status of any country or territory, city or area, or of its authorities, or concerning the delimitation of its frontiers or boundaries.

PATANKA NA



SEED

- DURYOG NIVARN, INDIA
- EDM, JAPAN
- FES, GERMANY
- GAP Inc., U.S.A
- GHI, U.S.A
- NCPDP, INDIA
- NCOM, INDIA

पतंका ना

Preface

THIS handbook for community rehabilitation was produced by the United Nations Centre for Regional Development (UNCRD) and Sustainable Environment and Ecological Development Society (SEEDS) with the intention of sharing lessons from the rehabilitation and mitigation experiment carried out in the field. The experiment pertains to Patanka Navjivan Yojana (PNY) (Patanka New Life Project) which was conducted in Village Patanka (District Patan) of Gujarat, India, following the earthquake of January 26, 2001.

The handbook is divided into three parts: the first part describes the need of the model approach and the background of the Gujarat earthquake (Chapter 1 and 2); the second part describes the process and its details with the examples from the PNY (Chapter 3, 4, 5 and 6) and the last part describes the model and the checklist (Chapter 7). This handbook is based on the first hand experiences of the project team, and the essential features are described with reference from the PNY project.

It is hoped that the handbook will be useful for future planning of community rehabilitation, and will be used by the implementing agencies, international organizations and non-government organizations. While the current experience is based on earthquake, it is hoped that the lessons can be used to other types of disasters, in similar socio-economic context.

Acknowledgements

PNY was a collaborative endeavor of a number of national and international agencies, government bodies in the central, state and district levels, corporate bodies, non-government organizations and private citizens. All these organizations, and the local citizens of Patanka village are the joint owner of the project. The success of the project is attributed to the work of the people of Patanka for the rehabilitation of their lives and livelihood, and generous contributions from the donor agencies and inputs from the experiences of different national and international organizations. At the field level, hard and dedicated work of Chandra, Kamyra, Jai, Shivangi and Abhihit are greatly appreciated. The help of the district government and the Gujarat State Disaster Management Authority (GSDMA) was very fruitful.

Partners of PNY are:

The residents of Patanka Village, Earthquake Disaster Mitigation Research Centre (EDM, Japan), Friedrich Ebert Stiftung (FES, India), Gap Inc., Geo Hazards International (GHI, USA), Gujarat State Disaster Mitigation Authority (GSDMA, India), National Centre for Disaster Management (NCDM, India), National Centre for People's Action in Disaster Preparedness (NCPDP, India), National Society for Earthquake Technology (NSET, Nepal), NGOs Kobe (Japan), Private Citizens from around the world, Rotary Club of Bangalore Cantonment, United Nations Centre for Regional Development (UNCRD) & Sustainable Environment & Eco Development Society (SEEDS, India).

Contents

1. Model Approach In Community Rehabilitation	1
2. The Earthquake of Gujarat, Damage In Patanka	3
3. Process of Rehabilitation	5
4. Stage I: Principles & Planning	7
5. Stage II: Project Implementation	11
6. Stage III: Ensuring Sustainability	21
7. The Model and Checklist for Action	23



STANKA NIKHILAN YOJNA
SEEDS REHAB
DONORS
• 160 STORE, JAPAN
• NIET, HIMAL
• UNCTO, JAPAN
• VIDE, U.S.A.
• GOVT. OF GUJARAT
• PEOPLE OF
INDIA

Model Approach in Community Rehabilitation

THE need for a model approach in Community Rehabilitation is felt now more than ever before. The reasons contributing to this need are obvious. Disasters in recent decades are causing more deaths than they did earlier in the century. The worse still, same areas get affected by disasters over and over, and yet the relief and rehabilitation carried out following one disaster does little to protect them against the subsequent ones. In the areas vulnerable to recurrent disasters, the approach of not learning from past experiences, has led to a disaster-poverty cycle. The main factors identified for such limitations are mainly:

- Limited education and awareness among the stakeholders, and
- Lack of confidence in disaster-resistant practices.

The reconstruction efforts being largely ad-hoc, meaning there is no strategic framework and coordination. This coupled with lack of disaster preparedness and mitigation infrastructure, poor information dissemination and inappropriate measures for accountability have aggravated the problems. As population increase has been felt in most parts of the world directly contributing to rising trend of life loss, appropriate rehabilitation and mitigation can potentially reduce loss of lives.

Over many years now, attempts are being made to develop disaster management models that can effectively reduce risk and which can be sustainable. The latter has been a rather difficult exercise. Largely, experience shows that most 'models' exist as long as there is external support to the local community. The initiative fails soon after external assistance is withdrawn. Ultimately, this results in the vulnerability of the community increasing to its previous levels.



It has also been felt that, increased coordination and capacity building among project teams, long-term planning and a greater understanding of the recovery and rehabilitation issues can potentially improve post disaster actions at community level.

The urgency and need for developing a model approach was strongly felt following the Gujarat Earthquake in January, 2001. Both the scale of the disaster and frustrations from past experiences forced new thinking.

Different agencies, both government as well as non government made a sincere attempt to address the rehabilitation needs from seeking high involvement of community as the means to achieving truly meaningful and sustainable rehabilitation intervention.

The Patanka Navjivan Yojana (PNY; Patanka New Life Project) is one such model undertaken by a group of national and international agencies in collaboration with local government and the community.

PNY was conceived as a model programme right from its inception stage. It sought to empower the affected community to such an extent that they are sufficiently resilient against any future disasters. It attempts to link immediate response in form of relief to mainstream development. An important aspect of the initiative was to establish a framework of mutual cooperation among different stakeholders in the post-disaster scenario.



Most importantly, it aims at successively reducing the role of project team in local rehabilitation action until a point wherein the local community completely takes over the functions insofar performed only by the project team.

The Earthquake of Gujarat, Damage In Patanka

THE earthquake struck on the 26th of January, 2001 (magnitude 7.7, USGS). The devastation that took place in Gujarat State in Western India was unprecedented and so widespread that it took several hundred agencies to reach the affected villages in due time. As many as 13,000 people lost their lives, and thousands were injured. The earthquake affected an area of more than 400 km, including urban, semi-urban and rural areas. Several villages close to the epicenter were completely devastated, affecting both lives and property.



Over 300,000 buildings collapsed and more than twice the number were severely damaged. This was a tragic blow to the region that was suffering from a drought conditions and the aftermath of cyclone in last 3 years. The devastation affected the area socially, economically and physically.

There was an overwhelming response from all quarters to offer support for relief and reconstruction of the quake hit areas. Such support both material and in kind brought together several institutions/ organisations concerned with disaster management to launch a combined effort in the post earthquake response. One such consortium was formed between SEEDS, NGOs Kobe, UNCRD, and EDM. Other organizations like GAP, FES, NSET, NCPDP and GHI supported the initiative with financial and technical inputs. The purpose was to put together the group's

strengths and past experiences to help the people of Gujarat in the best possible manner. Patan district, located to the east of Kuchchh district in Gujarat State, and one of the hardest hit districts was chosen as the area of intervention.





Process of Rehabilitation

PROCESS of Rehabilitation is based on the concerns related to community's needs in the aftermath of the disaster, and the need to increase their capacity to make them independent and resilient to any future disasters. **Experience shows that in any disaster situation, especially earthquakes, the individual and his neighbor are the best disaster managers.** Rehabilitation should therefore also be a mitigation exercise.

An ideal process in the post disaster scenario needs to link immediate recovery to development. Broadly the Process may follow the three stages outline below.

In the first stage, an overall plan defines the principles and the aim of the rehabilitation exercise.

The second stage is carried out jointly with the community with a two way flow between the project team and the individual household.

The third stage is the exit stage for the project team after it ensures sustainability of its interventions while the community prepares itself to integrates itself to mainstream development.

Following section describes the details of these three stages.

The Patanka Navjivan Yojana (PNY)

Location

Patanka Village is located in Patan District and has 256 households. In the earthquake, more than half of the houses of the village collapsed, and rest were severely damaged. The village is located approximately 100 km from the epicenter of the earthquake.

The PNY Project

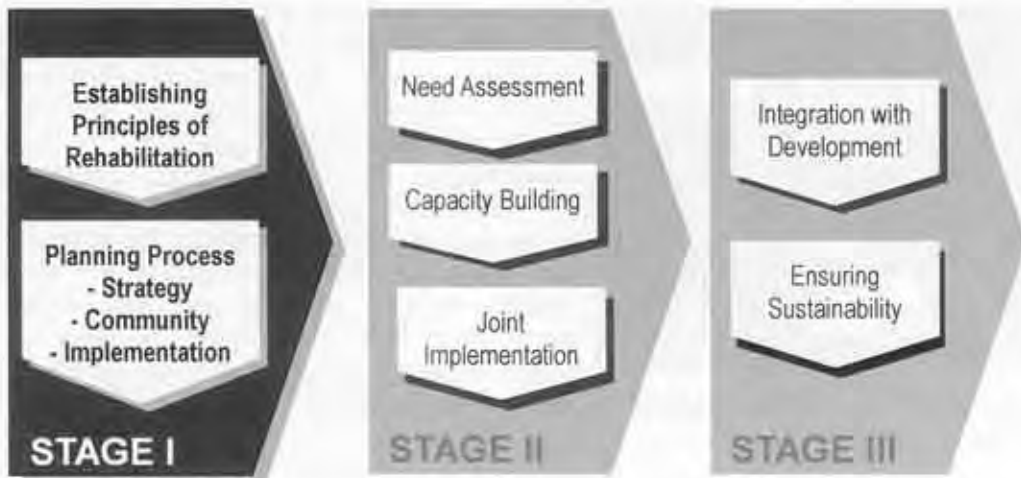
The aim of the PNY initiative was to make a model village, with earthquake safe houses, and appropriate livelihood security. The main components of PNY were:

- Rehabilitating lives of the residents of Patanka providing safer houses, better infrastructure and greater livelihood security.
- Shake Table Demonstration for building local capacities in earthquake resistant construction.
- Training & Capacity Building & Monitoring its impact.
- Formulation of model for future post disaster rehabilitation programmes.

Total Funding for PNY

The total funds available for PNY are USD 250,000. A bulk of the funding has been possible by citizens of Hyogo in Japan, students and concerned citizens and corporate bodies at home (in India) and in USA.





Stage I: Principles & Planning

THE project team sets its basic principles for planning the rehabilitation intervention. The intervention has to be **participatory** in which the involvement of the community should increase gradually.

The programme has to be **flexible** with enough buffers for time and resources created in the overall project schedule.

Intervention should follow **minimum standards** on quality of benefits for the community. These are usually available with the local governments, or internationally available codes or standards.

Rehabilitation is not just a short term, gap filling exercise. In most cases, the community faces threat of recurrent disasters and therefore **rehabilitation should be aimed at reducing their vulnerability**.

This would imply building communities assets, achieving sustainability of their livelihood, building houses that can protect them against future earthquakes and an infrastructure that potentially **improves the quality of life** of the community to a level better than it was before the disaster.

Rehabilitation should be empowering. The project team would not, and should not, remain with the community forever. In such a case, the community who are the **first responders** should be sufficiently equipped to cater to their immediate needs. A well planned rehabilitation exercise can significantly increase the capacity of the community in a more effective response.



Social, economic and psychological aspects are integral part of the rehabilitation program. It is to be understood that the proper rehabilitation is not only to build earthquake resistant houses, but also the restoration of the livelihood, and to restore the normal life with sustainable economic activities. "**Livelihood**" can not be ensured only when both safer housing and jobs with suitable income are secured, but would need to include issues such as welfare, health care, medical service, educational

facilities, labor condition, disaster prevention and others maintained in good balance,

Rehabilitation should also incorporate the local **cultural aspects** and should try to inculcate safer construction culture to the community. The rehabilitation program should try to establish a strong bond within the community and also within different related stakeholders.

The success of the rehabilitation exercise is judged by the degree to which action are **replicated by the community**, without intervention from the project team. Inputs on capacity building are therefore important. Additionally, the project team needs to ensure that conditions would continue to exist for easy replication.

Incorporating the principles stated above, an **overall plan** should be evolved. Such a plan should have three parts. While, the first part might be defined at the beginning of the project by the project team, the second and third part can only be done after intensive dialogue with the community.

The three plans at three levels would be:

- **The Strategy Plan,**
- **The Community Action Plan, and**
- **The Implementation Plan.**

The PNY Strategy Plan

The PNY strategy plan was designed, based on past experiences of the team members. Members of the project team had studied the 1993, Latur Earthquake (Maharashtra, India) Rehabilitation programme in detail. Project team had rich experience of addressing needs of the people following the 1995 Kobe Earthquake and subsequent disasters in Turkey and Taiwan. It was found that application of safer building practice was the key point of effective Risk Management Process. This, in turn reflects a lack of appropriate risk communication amongst the citizens, local officials, and aid groups. Also, It was observed that in the rural communities, housing was mostly rooted in local culture and tradition, and climatic conditions. Safer Building Practices thus should be well linked to these factors and successful application of the process should have proper understanding among the community.

The initiative is being called "**Patanka Navjivan Yojana**" implying a new 'life' for Village Patanka that serves as a model for others.



a. In the first part, the project team based on the past experiences and available research would draw a broad framework of Rehabilitation – The Mission, Goals and Objectives.



b. In the second part, the project team actively consults the community as well as the local government so that implementing strategies are culturally and environmentally compliant, acceptable to the people to whom they are addressed and are within the framework and guidelines laid down by the local government. Details of the plan are discussed in Stage II.



c. In the third part, the project team devises specific Action Plans for the implementation of various components of the project, these are primarily based on local needs and existing capacities.

Team Composition & Dynamics

The role of the project team is to **facilitate** the reconstruction process. The composition of the team is therefore very important. Getting appropriate staff members with suitable motivation and skills is difficult, however suitable training and encouragement can help.

Establishing **good relationship with the community is the foremost** for the project team, skills and knowledge come next. The project team has to have an attitude of helping the community so that they can help themselves.

Maintaining professional and ethical standards while performing amidst the community earns respect and trust of the community. The skills of the project team in being able to translate their own knowledge into community acceptable practice is the crucial testing point.



Besides, the team would have to ensure transparency in their accounting system and working methods. This helps in establishing credibility for the team.

A successful rehabilitation program should be formulated by the local community as per their needs, run by the local community as per their resources, and owned by the local community for future sustainability.

The PNY

Mission:

To Achieve Safe and Sustainable Livelihood through Self-help, Cooperation and Education

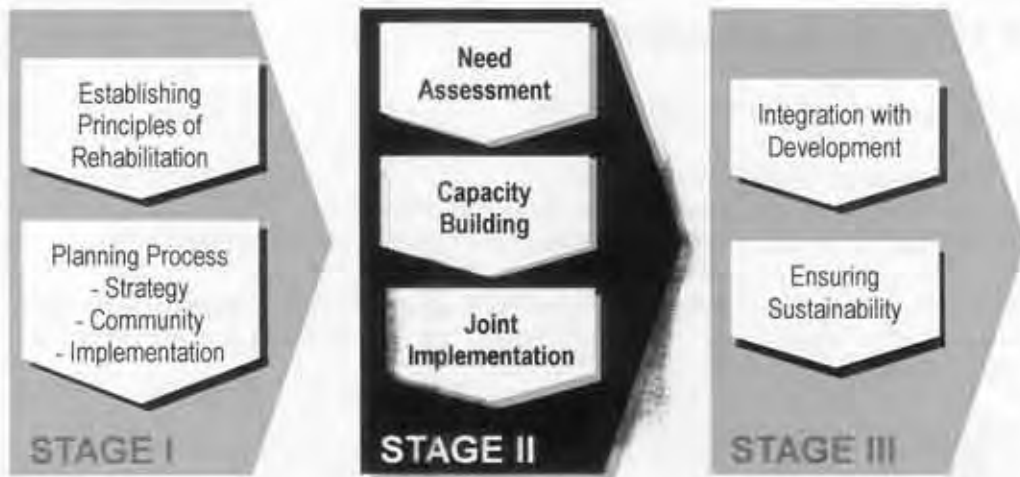
Goal:

To Build a Standard Model for Disaster Resistant Community equipped with Safer and Sustainable livelihood, which well serves its own development needs and serves as a model for others.

Objectives:

The rehabilitation initiative is being undertaken with the following objectives;

- To make vulnerable communities **safer** from the future disasters.
- To strive alongside the community in identifying **suitable means of livelihood** for making itself independent.
- To **empower communities** so that it is aware of its own needs and is actively able to strive to achieve them.
- To **establish suitable standards** for disaster resistant communities by assisting the community demonstrate its achievements in the post earthquake scenario.
- To develop valuable information on **implementation technology**, and disseminate it globally.



Stage II: Project Implementation

THIS is the implementation stage of the Project, and has three parts to it. The first one is the need assessment, the second one is the capacity building, and the third one is the Implementation.

Part 1: Need Assessment

- A. Recognizing Local Needs and prioritization
- B. Translating Local Needs into Action
- C. Involving the Government
- D. Forging Trust with the Community

Part 2: Capacity Building

Part 3: Joint Implementation

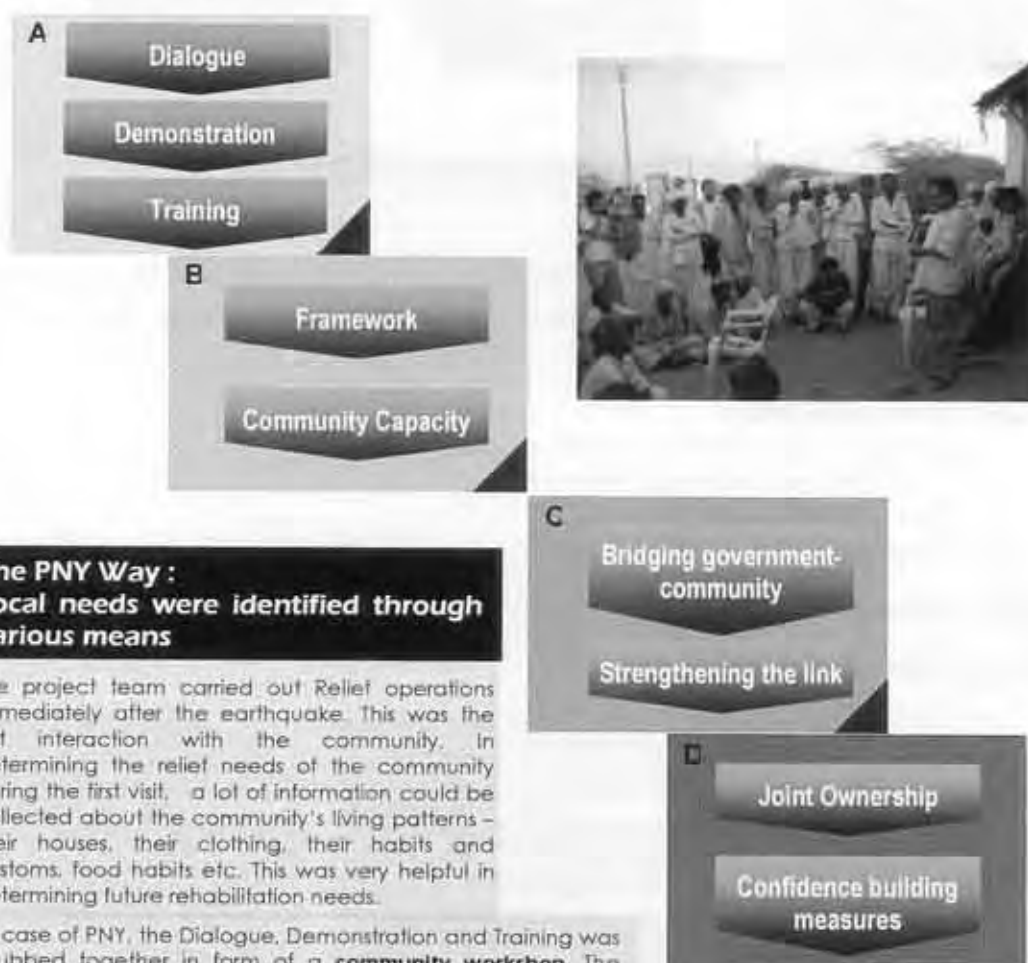


Part 1: Need Assessment

The salient Features of the first step include:

- Recognizing Community's Needs
- Prioritization of needs as per the available resources
- Translating needs into appropriate action jointly with the community

Role of Government in this stage of the exercise provides a recognized legal basis for working in the community. It also reinforces the relationship of the community with the government.



A. Recognizing Local Needs and prioritization

The basic needs of the community are always the same – Food, Clothing & Shelter. Each type of disaster raises specific rehabilitation need viz. flood disaster many wash away all the belongings of a house, an earthquake may not do much damage to household assets if the roof of the building is light. Ethnic and Regional differences create further complexities in needs. Recent examples show Food, Clothing & Shelter need of the community is met through 'standard' approaches where the project team decides what is best for the community. Ground experiences however reveals, that **cultural acceptance** of external aid is as important as the aid itself.

Local needs would be determined by interacting with the community- the best way of doing so is through – **Dialogue, Demonstration and Training.**

Knowing local needs is therefore important. Carrying out relief operations immediately after the disaster provides a window to peep into the community's life styles, habits and customs. This can be further supported by a face to face interaction with the community, especially women. Use of graphic material and practical demonstrations dissolves possible language barriers and increases the scope for **community feedback.**



Damage Assessment – Dialogue would need to be accompanied by detailed damage assessment survey. Sometimes government agencies might carry out an 'official' damage assessment which would serve as a reliable data source especially since it minimizes disputes arising out of counter claims. However, in absence of the same, documenting each damaged house is necessary.

Local needs would be required to be matched with **available options** to arrive at the best fit. While developing options cost effectiveness and long-term sustainability are important criteria. Climatic conditions, cost effectiveness and cultural adaptability are other considerations. Developing Options should be done through extensive research and analysis.

If rehabilitation is primarily focused on shelter, then use and availability of technology, material, and trained manpower on a longer term would need to be assessed before suitable options are developed. The community should be able to replicate houses using the same material and technology that is locally available.

B. Translating Local Needs into Action: *Preparation of a Community Plan of Action*

Interacting with the community throws up many new ideas. Also, the options developed by the project team have to be re-examined in light of the **community preferences**. The framework of action in the field supported by community preferences defines a **Community Action Plan**.

A Community Action Plan would have two components:

Framework and Process of implementation: The Plan would outline the mechanism by which the actions would be implemented at community level. The mechanism would have to adapt to the local government structure at community level. Also, the mechanism would define the action modes and the roles played by different stakeholders. Government guidelines and policies would have to be recognized and interpreted in the Local plan

Community Capacity Building: The Plan would need to outline the existing capacity of the stakeholders and suggest ways of improving them so that the proposed actions are implemented within the mechanism laid down.

The Local Community Plan would clearly identify targets that would be achieved and the tentative time frame of doing so.



The PNY Way : Community Action Plan

The first community workshop under the PNY helped to understand community needs and preferences. The project team also concluded that **existing capacities** in earthquake safe construction were very low. The community was ready to build their house themselves however they needed guidance and support in form of building material that was not available locally. The area suffered from recurrent drought conditions, as a result, there was large-scale migration from the community. The rehabilitation Plan needed to include livelihood security issues. The community comprised various ethnic groups. Each had its own style of living. This was to be respected if the rehabilitation exercise was successful.

The Gujarat State Disaster Mitigation Authority (GSDMA), special body constituted in the aftermath of the earthquake and responsible for overall rehabilitation of the affected communities, advised the project team to restrict their quantum of assistance to each household to a maximum of USD 200 in kind. GSDMA advised that since, the villagers would be getting their full compensation from the government, any further uncontrolled assistance would create local anomalies in the region.

The area is located in the Zone 5 (the highest hazard area) of Seismic hazard map of India, which indicates that the area is highly prone to possible future earthquakes. The extreme climatic condition and the socio-economic aspects of the area necessitate use of traditional building technologies to build the traditional housing made of stones, adobe and in some cases brick masonries in the rural areas. This had to be accompanied by appropriate awareness, training and capacity building among the local masons, engineers, and house owners. There was thus an urgent need for the integrated training program, where all different stakeholders should act together for the dissemination of technology.

C. Involving the Government

Ideally, in a democratic system the government and the community are directly accountable to each other. The community having exercised its right to vote has chosen the government it desires and the elected members are directly responsible for fulfilling all the needs of the community for which they were elected.

The role of NGOs in such a relationship should be to **strengthen the link** and not weaken it. Involving the government in rehabilitation process at the very beginning is crucial. For one, the government itself may be formulating guidelines for Rehabilitation to ensure uniform distribution of resources. The rehabilitation exercise for this one community should fall within the formulated government guidelines. Secondly, the government and the community will remain, the project team will not. **Bringing the government and people face to face** with each other would ensure the community's acceptance for the project team and due recognition of the provisions made in the Plan.



The PNY Way : Government Involvement

In PNY, the local government and the State Government were consulted and kept informed about all developments that were taking place with the community.

A senior official from the local government (the deputy collector of the district) was invited to Patanka. The official and the headman of the village then explained the Local Community Plan to the village.

The Government Official reconfirmed the role of the project team and the scope of their involvement in the project. The official also conveyed directly to the community, the government regulations and conditions within which the project team had to act.

D. Forging Trust with the Community

Winning the trust of the community with whom the project team would work is critical for a **joint ownership** of the process. Unlike programme driven development initiatives, a rehabilitation exercise has to be executed in the shortest possible time. Getting full community support in such a short time is difficult. The project team will need to make definite positive moves to win their trust. Usually a 'resolution' by the community leaders is sought; however all communities do not have strong leaderships. Weak leadership causes division within the community and can potentially stall the rehabilitation process.

Initial moves to gain community's trust can also be done by setting good examples by the project team – where the community gets to see, feel and touch the proposed interventions before finally accepting the project team. A house as a "gift" to the most needy person of the village, or a 'community asset' is one of the **confidence building measures**.

Building assets also helps in assessing practical realities in implementing the project that would follow. Items such as material and technology cost, availability of manpower etc, are important findings.



The PNY Way : Trust with the community

In order to be successful in carrying out PNY, the project team realized (after going through some bitter experiences) that strong leadership at the community level helped.

The Local Community Plan suggested that a house would be gifted to the most needy person of the village. In case of Patanka, this home was for a widow. This was unanimously accepted by the community – In the first month of intervention everything was tested from material to technology to costs, available capacities etc. Making friends with the community during the process of construction helped. By the end of the first "gift" house, there were 40 Volunteer houses.

Part 2: Capacity Building

Step 2 aims for translating plan into action. At the first stage, it is needed to provide training and thereby building capacities in the communities. This is a confidence building exercise through which the local communities gain confidence in the technology and process. At this stage, the individual householder drives the project, and the construction activity is adjusted as per the individual's affordability and priorities.



Inadequate attention to capacity building can jeopardize any rehabilitation exercise. There is a wide spectrum of activities included in the capacity building. It ranges from counseling people who have just experienced the trauma of a disaster to empowering them so that they can well take care of their own needs in case of any future disasters.



The PNY Way : Training and capacity building was emphasized

Training was imported to local masons and carpenters who were hired by the house owners for reconstruction of the house. The project team realized that rather than holding classroom-training sessions for the workers, the best training could be provided in the field itself. Masons who had been trained in earthquake safe construction were brought in and served as master masons supervising the overall construction work in the community. These trained masons were from Nepal and did not know the local Gujarati language. However, the relationship worked very well as they could communicate to their Gujarati counterparts through the language of hands. Within the first 4 months, local masons had picked up skills in earthquake safe construction technologies including the retrofitting of existing houses, and to enhance the understanding of the performance of simple structures with and without the earthquake resisting features under the impact of an earthquake.

There was also a need to make the community aware of the advantages of adopting earthquake resistant construction. A unique series of "Shake Table Demonstrations" were carried out. These tests were aimed at building people's confidence in earthquake resistant building.

If disaster resistant building technology is introduced, local masons need to be trained for its self-replication. The house owners influenced to such an extent that they **demand a safer house** without compromising on quality of construction. **Social mobilization** towards addressing issues related to their personal development and betterment of the community on the whole requires specialized inputs.



For activities to be sustainable, strengthening existing democratic structures, as against creating new ones, would reap positive benefits. Training in leadership is also important. A **social calendar** of activities ensures that good relationship with the community remains with the community.



Part 3: Joint Implementation

Rebuilding homes and rebuilding lives after a disaster extends beyond mere physical activity on part of the households. As the person rebuilds his lives, he would look for an opportunity to get closer to his long cherished dream, while burying the past. The project team should strive to strengthen their dreams, not replace them by its own.

Rehabilitation exercise will show best results when the action is carried out jointly by the community and the project team.



At this stage, along with capacity building, **action plans** for each area of intervention need to be drawn out. There could be a housing reconstruction action plan, a house retrofitting action plan, a livelihood action plan, a social action plan and so on. These Plans would be put into action immediately. These plans need joint implementation by the community/the householders and the project team.


To prepare and actualize the Action Plans, **one to one dialogue** with individual household helps. For this the project team has to make itself available and amenable to all the individual needs and priorities. A previously set ceiling on the expenditure per household with **flexibility** in design and construction work the best both for the community as well as project management.

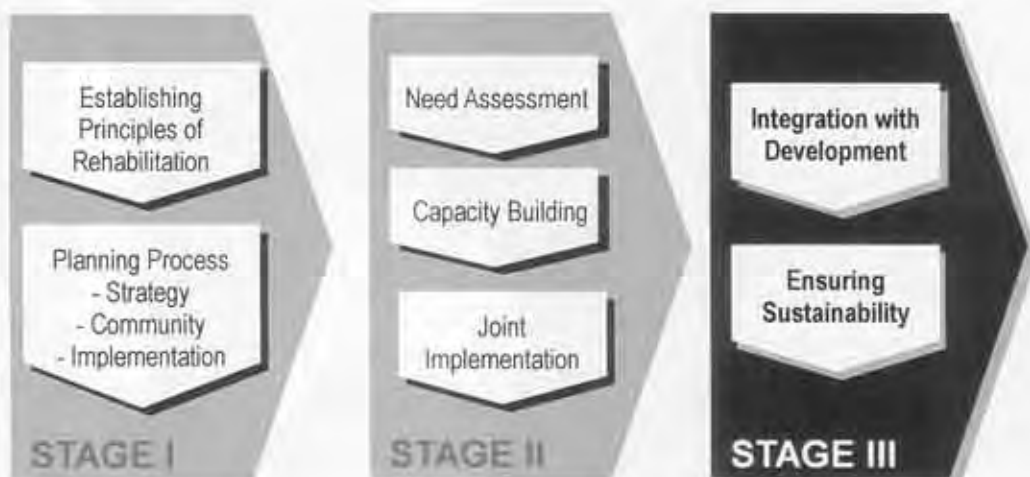
When work sharing is involved, **role clarification and transparency** are absolutely necessary. These have to be clarified in the Action Plans. Work should be clearly divided, the project team and the householder should play clearly defined roles, the choice of decisions should largely rest on the householders however the project team is responsible for *quality*. Transparency during the act helps sustain trust. Usually this can be done by maintaining clear records for the community as a whole and for individual household. These should be accessible by any member of the community.

The PNY Way : Several action plans were prepared jointly with the community

Based on the priority, an action plan was formulated for reconstructing fully collapsed houses. It was decided that within the ceiling provided by the government, each householder would get USD 200 worth of cement and steel. The labor and basic construction material was to be provided by the household. Household as well as the labor employed by them were trained by the Project Team.

Quality was ensured through regular and thorough monitoring of construction activity of each household. Progress was recorded in a specially designed family card. This would also record the material made available to each family as this was done in installments.





Stage III: Ensuring Sustainability

THE effort initiated by the project team need to be sustainable long after the interventions are over and the project team is withdrawn. In effect, intervention should be designed to ensure that community is able to take care of its development needs and is resilient against future disasters.

For Intervention to be sustainable, capacity building and strengthening/building **local institutional mechanisms** are absolutely necessary. Additionally, local institutions should have adequate capacity and a fixed source of income to be able to exist and carry out its programmes.


Rehabilitation actions are sustainable if the **individual** in the community is empowered and owns the project. The individual should be aware of his rights and know the way to take action on them.

The PNY Way : Mason's Guild and Water Harvesting

In PNY, the project has been made sustainable by the fact that it focuses in people's knowledge more than physical infrastructures. Capacity building exercises in the project have brought confidence to the house owners on earthquake resistant building technology. Trained local masons have made it possible for them to make their present houses and possible future ones using the same technology.

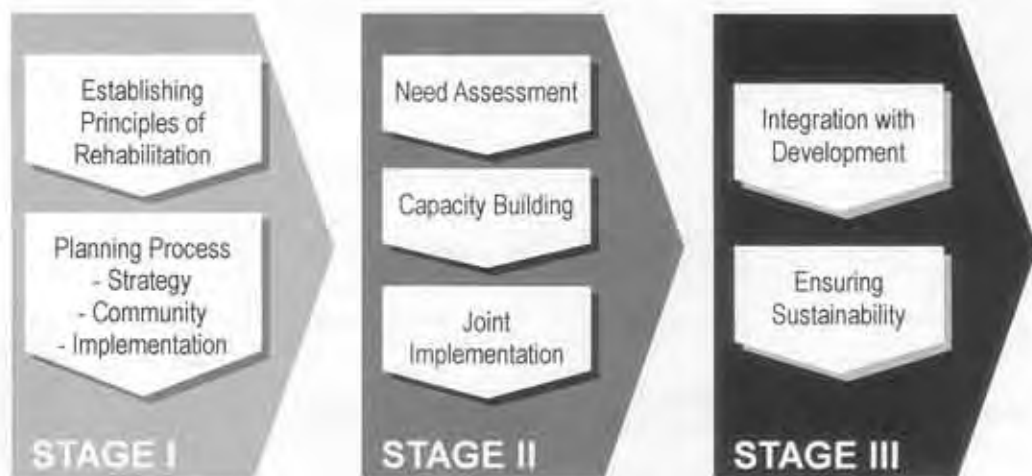
A pool of trained masons in the community have led to creation of a "mason's guild" that would now market its own services not just within Palanka but to all other neighbouring villages as well. This is a useful livelihood opportunity in a region where agricultural produce is not enough to sustain households.

With the PNY focusing on building water harvesting structures, there is an effort in improving the quality of life for the residents. The awareness created by transfer of new technologies and their use by the community has created a fresh wave of enthusiasm in the community to better their own lives.



The Model and Checklist for Action

As stated earlier, one of the main objectives of this exercise was to evolve a model for rehabilitation and mitigation that is applicable to wide range of disasters in different areas. Extra time and resources were spent, so that new strategies and activities could be experimented upon. Much that was experienced formed useful input for the lessons stated herein. The exercise was limited to just one community comprising 256 households. It was felt by the project team that what can be carried out in one community, can be replicated in many more communities. Scales were therefore not important, and the issue was quality of intervention. What can be done in one community has the power, if done well, can influence grassroots endeavors and policy frameworks alike universally.



Checklist for Action

Stage I	Stage II - Part I	Stage II - Part II, III	Stage III
Establish Principles	Need Assessment	Capacity Building and Implementation	Local Institutional Strengthening
<input type="checkbox"/> Rehabilitation linked to Development <input type="checkbox"/> Rehabilitation to be participatory <input type="checkbox"/> To Follow minimum established standards <input type="checkbox"/> Rehabilitation aimed at reducing vulnerability <input type="checkbox"/> Promote empowerment <input type="checkbox"/> To be Flexible <input type="checkbox"/> Cooperation between stakeholders <input type="checkbox"/> Improve Quality of Life <input type="checkbox"/> Strategic Planning <input type="checkbox"/> Mission <input type="checkbox"/> Aims & Objectives <input type="checkbox"/> Establish Team	<input type="checkbox"/> Dialogue <input type="checkbox"/> Training & Demonstration <input type="checkbox"/> Community Feedback <input type="checkbox"/> Damage Assessments <input type="checkbox"/> Identifying Suitable Options <input type="checkbox"/> Preparation of Local Plans <input type="checkbox"/> Community Preferences <input type="checkbox"/> Mechanism for joint action with the community <input type="checkbox"/> Identifying areas of Capacity Building <input type="checkbox"/> Meeting with Community involving government <input type="checkbox"/> Adapting Government Guidelines <input type="checkbox"/> Identifying Confidence Building Measures <input type="checkbox"/> Making the first move to forge trust with the Community	<input type="checkbox"/> Training of Masons, Labor <input type="checkbox"/> Building Community confidence on disaster resistant practices <input type="checkbox"/> Strengthening Institutional Structures at Community Level <input type="checkbox"/> Social Mobilization <input type="checkbox"/> Social Calendar <input type="checkbox"/> Joint Action <input type="checkbox"/> Prepare Sector specific Action Plans <input type="checkbox"/> One to one dialogue <input type="checkbox"/> Flexible Approach <input type="checkbox"/> Guidance & Supervision of Ongoing construction <input type="checkbox"/> Role Clarification & Transparency <input type="checkbox"/> Establishing Infrastructure for local storage of raw materials <input type="checkbox"/> Establishing systems for monitoring and evaluation of construction work	<input type="checkbox"/> Integration with government development schemes. <input type="checkbox"/> Creating assets for security <input type="checkbox"/> Ensuring means for continuous capacity building process. <input type="checkbox"/> Providing new opportunities for growth

A Few Comments on PNY

SEEDS approach is to enable in action. It believes that the role of external support is that of helping people rebuild their lives, based on mutual respect and true partnership. The approach they have adopted needs to be learned by other organizations.

David Sanderson

Technical & Policy Adviser,
CARE International

The PNY project was very straight forward, and got good and convincing results. The project is one the best forms of cooperation with UNCRD and other organizations.

Tsuneo Katayama

President, National Center for
Earth Sciences and Disaster
Prevention (NIED), Japan

The Project is impressive. The approach involves people, gives ownership of the problem and solutions to the community, builds confidence in the technology, uses traditional designs and materials, and trains people to engage in wider dissemination effort. The project illustrates well the UNCRD strengths and the effectiveness of its strategies to work in partnership with communities, NGO and others. Training of brick masons will be sustained as a mason trains apprentice and other villages learn of the project. The use of Nepal masons as trainers will benefit construction practices in Nepal as well when masons return home with even greater understanding of their craft and the reasons for the practices they espouse. The project serves as an excellent example of UNCRD Hyogo Office collaboration with other organizations, developing a comprehensive strategy to achieve sustainable results. This is important to apply this methodology to other parts of the world in different rehabilitation.

Tom Tobin

Former Adviser, Federal Emergency Management Agency, USA

Ian Davis
Professor,
Cranfield University, UK

There are a number of key elements in PNY: the project is need-based, adopt the broad development principles, and is process oriented. Instead of providing just infrastructures, the project focuses on the building capacities within the communities. The project bring together different stakeholders, NGOs, technical experts, UN, national governments, local governments and so on. This defines a kind of a synergy and power when people meet up and start working together, and learning how other people think and feel.

The participatory approach adopted by the PNY is exemplary, and forms a true national best practice. This kind of work needs to be disseminated at the highest and widest levels possible to upscale it from a model project to a national approach.

Vinod K. Sharma
Professor, National Center for
Disaster Management, Government of India

"This is how it should be done", is the phrase that kept coming to my mind as I walked around Patanka and saw the work being done by the local people under the supervision of the NSET and SEEDS engineers. So much more was being created in Patanka than stronger homes, or even training masons. When the work in Patanka is seen by others, the effect of this work will spread far beyond that village. The motivation for people to help others varies greatly from person to person...from a desire to be useful, to sympathy, all the way to guilt. People receiving help can, eventually, sense which of these is motivating the giver. It is one thing to write a check or drop a coin into a cup. It is another to live with the people in need day in day out, understanding their conditions and designing the best way to help. That is what SEEDS is doing. This is helping the people of Patanka and will help far more of us outside.

Brian Tucker
President,
Geo Hazards International, USA



*United Nations Centre for Regional Development (UNCRD)
Disaster Management Planning Hyogo Office*

UNCRD Centre Building, 3rd Floor 1-5-1
Wakinohama-kaigan-dori, Chuo-ku
Kobe, 651-0073, JAPAN
Tel: +81-78-230-7561
Fax: +81-78-230-7751
e-mail: rep@hyogo.uncrd.or.jp
Web Site: <http://www.hyogo.uncrd.or.jp>

*Sustainable Environment and
Ecological Development Society(SEEDS)*

315, Tower 1, Mount Kailash,
New Delhi - 110065, India
Tel: +91-11-6262489
Fax: +91-11-6250475
e-mail: info@seedsindia.org
Web Site: <http://www.seedsindia.org>